



FIM TRIAL WORLD CHAMPIONSHIP

FIM TRIAL DES NATIONS

TRIAL DES NATIONS 2014





SANT JULIA - FMA - FMA

ANDORRA

14/09/2014

FINAL RESULTS

WORLD

| TEAMS | | Sections | 18 | + 18 | T1 | LAP 1 | LAP 2 | T2 | TOTAL | 0 | 1 | 2 | 3 | 5 | 20 | YC | EX | TIME | | |
|-------|---|---|----|------|----|-------|-------|-----|-------|---|---|----|----|----|----|----|----|----------------|----|----|
| 1 | RFME | SPAIN | 0 | 8 | 3 | 0 | 11 | 127 | 7 | 1 | 1 | 8 | 0 | 0 | 0 | 0 | 0 | 21 h 59 m 46 s | | |
| |  | LAP 1 | 0 | 0 | 0 | 0 | 0 | 0 | 0 | 0 | 0 | 0 | 0 | 1 | 0 | 6 | 1 | 0 | | |
| | | | 1 | 2 | 3 | 4 | 5 | 6 | 7 | 8 | 9 | 10 | 11 | 12 | 13 | 14 | 15 | 16 | 17 | 18 |
| | | LAP 2 | 0 | 0 | 0 | 0 | 0 | 0 | 0 | 0 | 0 | 0 | 0 | 0 | 0 | 0 | 3 | 0 | 0 | |
| | | BOU TONI - MONTESA // CABESTANY ALBERT - SHERCO // FAJARDO JERONI - BETA // RAGA ADAM - GAS GAS | | | | | | | | | | | | | | | | | | |
| 2 | ACU | GREAT BRITAIN | 0 | 51 | 42 | 0 | 93 | 103 | 5 | 5 | 3 | 28 | 0 | 0 | 0 | 0 | 0 | 21 h 50 m 54 s | | |
| |  | LAP 1 | 0 | 0 | 0 | 0 | 0 | 5 | 0 | 0 | 0 | 5 | 0 | 5 | 10 | 15 | 11 | 0 | | |
| | | | 1 | 2 | 3 | 4 | 5 | 6 | 7 | 8 | 9 | 10 | 11 | 12 | 13 | 14 | 15 | 16 | 17 | 18 |
| | | LAP 2 | 0 | 0 | 0 | 0 | 0 | 12 | 0 | 0 | 0 | 8 | 0 | 3 | 0 | 15 | 4 | 0 | | |
| | | BROWN MICHAEL - GAS GAS // DABILL JAMES - BETA // SHEPPARD JACK - BETA // WIGG ALEXZ - GAS GAS | | | | | | | | | | | | | | | | | | |
| 3 | FFM | FRANCE | 0 | 60 | 44 | 0 | 104 | 84 | 11 | 5 | 7 | 37 | 0 | 0 | 0 | 0 | 0 | 21 h 17 m 18 s | | |
| |  | LAP 1 | 0 | 0 | 0 | 0 | 0 | 11 | 1 | 0 | 0 | 2 | 1 | 13 | 6 | 15 | 11 | 0 | | |
| | | | 1 | 2 | 3 | 4 | 5 | 6 | 7 | 8 | 9 | 10 | 11 | 12 | 13 | 14 | 15 | 16 | 17 | 18 |
| | | LAP 2 | 0 | 0 | 0 | 0 | 1 | 4 | 0 | 0 | 0 | 2 | 2 | 7 | 2 | 13 | 13 | 0 | | |
| | | CARLES DE CAUDEMBERG QUENTIN - BETA // COQUELIN STEVEN - GAS GAS // FERRER ALEXANDRE - SHERCO // GUBIAN LORIS - GAS GAS | | | | | | | | | | | | | | | | | | |
| 4 | FMI | ITALY | 0 | 89 | 61 | 0 | 150 | 75 | 19 | 1 | 8 | 41 | 0 | 0 | 0 | 0 | 0 | 20 h 20 m 50 s | | |
| |  | LAP 1 | 1 | 0 | 0 | 0 | 4 | 0 | 13 | 0 | 1 | 1 | 0 | 15 | 2 | 9 | 15 | 13 | 15 | 0 |
| | | | 1 | 2 | 3 | 4 | 5 | 6 | 7 | 8 | 9 | 10 | 11 | 12 | 13 | 14 | 15 | 16 | 17 | 18 |
| | | LAP 2 | 0 | 1 | 0 | 0 | 0 | 0 | 9 | 0 | 0 | 0 | 0 | 4 | 0 | 7 | 10 | 15 | 15 | 0 |
| | | COTONE LUCA - SHERCO // GRATTAROLA MATTEO - GAS GAS // IOLITTA FRANCESCO - BETA // POLI MATTEO - OSSA | | | | | | | | | | | | | | | | | | |



FIM TRIAL WORLD CHAMPIONSHIP




TRIAL DES NATIONS 2014

SANT JULIA - FMA - FMA

ANDORRA

14/09/2014 FINAL RESULTS WORLD

| TEAMS | Sections | 18 | + 18 | T1 | LAP 1 | LAP 2 | T2 | TOTAL | 0 | 1 | 2 | 3 | 5 | 20 | YC | EX | TIME | | |
|---|---------------|----|------|----|-------|-------|----|-------|-----|---|----|----|----|----|----|----|----------------|----|----|
| 5 NMF | NORWAY | | | 0 | 94 | 96 | 0 | 190 | 127 | 7 | 1 | 1 | 8 | 0 | 0 | 0 | 23 h 30 m 59 s | | |
|  | LAP 1 | 0 | 0 | 0 | 0 | 8 | 2 | 13 | 1 | 0 | 0 | 0 | 15 | 5 | 11 | 8 | 15 | 15 | 1 |
| | | 1 | 2 | 3 | 4 | 5 | 6 | 7 | 8 | 9 | 10 | 11 | 12 | 13 | 14 | 15 | 16 | 17 | 18 |
| | LAP 2 | 0 | 0 | 6 | 0 | 2 | 0 | 15 | 2 | 0 | 1 | 0 | 15 | 1 | 13 | 11 | 15 | 15 | 0 |
| ANDERSEN IB - BETA // NORUM IVAR - OSSA // PEDERSEN HÅKON - OSSA // SØRENSEN OLE KRISTIAN - SHERCO | | | | | | | | | | | | | | | | | | | |

The results are provisional until the end of the limit for the protest and until the approval by the Jury -- Time limit for protest expires 30 minutes at the latest after the publication of the results.